

# SONATA N Line



**No stopping now.**








# Be N-spired.

You're used to making a statement, now you can drive one. The SONATA N Line isn't just bold; it's a full-throttle statement of style and performance. With motorsport-inspired design and a relentless edge, it's made for the trendsetters. Step in, take control, and leave everything else in your rearview because there's no stopping now.









# Make them look.

The SONATA N Line knows how to make an entrance. The dynamic front-end design and the seamless horizon lamp effortlessly span the body, adding a futuristic touch of modernity. The sporty bumper amplifies its fierce stance, while strategically placed, integrated ADAS radars add a layer of intelligence to its commanding presence.





Horizon Lamp + LED Projection Headlamps



Sporty Bumper



Front Parking Sensor



Front Camera



ADAS Camera



Continuous H-Type LED Tail Light



Two-Tone Sporty Rear Bumper



Black Glossy Lip Spoiler



Rear Parking Sensors



Rear Camera



# Never back down.

The back of the SONATA N Line is all about impact. The H-Light casts a futuristic glow, enhancing rear visibility while elevating the entire look with its sharp, futuristic design. The back of the SONATA N Line radiates pure power and precision, elevating its aggressive stance with a presence that can't be ignored. It's a bold statement, engineered to leave an unforgettable impression wherever you go.

# Curves that follow.

The SONATA N Line's silhouette commands attention with its dynamic proportions. Its extended wheelbase, bold character lines, and premium finish create a sporty look that doesn't just turn heads—it leaves them in awe.







**Glossy Black Beltline Molding**



**Two-Tone (Glossy Black + Matte Chrome) Side Skirt**



**19-inch Alloy Wheels**

# Pure adrenaline.

The N Line is power and purpose in harmony. It dominates the road from exclusive sporty details to its aerodynamic design. With motorsport-inspired precision and unstoppable energy, the N Line makes one thing clear—there's no stopping now.



**Black High Glossy Radiator Grille + Matte Chrome Garnish**  
**Sporty bumper**



**Side N Line Badge with LED Repeater**  
**Dual Tip Muffler**





Red Air Vent Garnish  
N Line Exclusive Steering Wheel



N Line Exclusive Suede Seats





# Power that roars to life.

The SONATA N Line doesn't just drive—it dominates. With a ferocious 2.5-liter turbocharged inline-four cylinder engine pumping out 290 horsepower and 422 Nm of torque, it's built for adrenaline. Instant turbo torque delivers an explosive rush the moment you hit the pedal. This isn't driving—it's pure exhilaration.

**Smartstream G2.5 T-GDi**

**290** Maximum Power  
hp/5,800 rpm

**422** Maximum Torque  
Nm/4,000 rpm



# Ready when you are.

The smart features in the SONATA N Line are designed to make your drive more intuitive and hassle-free. From easy access to enhanced functionality, every detail is crafted to keep you in control, no matter where the road leads.





Smart Powered Trunk



Smart Keyless Entry with Welcome Lamp

A close-up photograph of the interior of a car, focusing on the driver's side. The image shows the leather-upholstered door panel with a blue ambient light strip, the side mirror, and the dashboard area with a red light strip. The text "Ready, set, conquer." is overlaid in large, bold, white letters across the bottom of the image.

**Ready, set, conquer.**





# Connection you can feel.

Inside the SONATA N Line, technology and sophistication come alive with a Panoramic Curved Display that transforms the dashboard into a breathtaking centerpiece. With immersive sound and intuitive controls, this space is designed to draw you in.



Premium Dark Gray Monotone Interior with Ambient Lighting



Dual Panoramic Curved Displays



Bose 12 Speaker System with External Amplifier  
Bezel-less Auto Dimming Rear View Mirror



22





### Convenience Controls

Drive Modes, Parking Sensors, Surround View Monitor & Brake Auto Hold



### Wireless Charger


Push Start Button

# Take your throne.

Each function is designed to keep you in command. Packed with features that put control right at your fingertips from an intuitive steering wheel to responsive tech, the SONATA N Line transforms every journey into an empowered experience.



3-Spoke Heated Steering Wheel with Multimedia Controls



Column-Type Shift-By-Wire Gear Selector



### Drive Modes

Eco, Normal, Sport, My Drive (Sport+ & Smart)

### 12.3" Curved LED Cluster with Heads-up Display (HUD)

Electronic Parking Brake, Electronic Traction Control, Powered Trunk

# Ferocity with a view.

Comfort in the SONATA N Line isn't just about relaxation—it's an experience that surrounds you. From the seats that adapt to every curve to the expansive sunroof that opens up the world, every detail is crafted for maximum pleasure.



8 way powered driver seat with adjustable lumbar support



Front Heated + Ventilated Seats





**Panoramic Sunroof**



**Rear Heated Seats**  
**Dual Rear A/C + 2x USB Type-C Charging Ports**



# A drive you can trust.

Safety in the SONATA N Line goes beyond just features, it's a commitment to peace of mind. It's the confidence you can feel with both active and passive safety systems that ensure every journey is as secure as it is thrilling.



Safety Powered Window



Surround View Monitor (SVM)



Rear Occupant Alert (ROA)  
Blind-Spot View Monitor (BVM)

SRS Airbags (Driver / Passenger / Front Side / Curtain)  
ISOFIX Child Restraint System


# Hyundai SmartSense



## Forward Collision-Avoidance Assist (FCA)

Forward Collision-Avoidance Assist (FCA) monitors your surroundings and warns you if there is a risk of collision. After the warning, it automatically assists with emergency braking if the risk of collision with the target increases (e.g. a leading vehicle which suddenly slows down, a vehicle, a PTW, a pedestrian or a cyclist in the front). If the risk of collision with an oncoming vehicle or a PTW increases while turning left at an intersection or if the risk of collision with an oncoming vehicle increases while driving in the lane, it automatically assists with emergency braking.

\* Advanced Driver Assistance Systems (ADAS) is designed to provide assistance with the operation of a vehicle, drivers must drive with caution at all times.  
\* Functions may not operate depending on the surroundings and driving conditions. Refer to the instruction manual for details.



## Lane Keeping Assist (LKA)


Lane Keeping Assist (LKA) provides a warning if the driver leaves the current lane without using a turn signal while driving above a certain speed limit. And it automatically assists in steering the vehicle to prevent a lane departure before leaving the current driving lane.





#### Blind-Spot Collision-Avoidance Assist (BCA)

Blind-Spot Collision-Avoidance Assist (BCA) warns you if there is a risk of collision with a rear side vehicle in the blindspot while changing lanes. When forward exiting a parallel-parking spot, it automatically assists with emergency braking if there is a risk of collision with a vehicle approaching from behind.



#### Safe Exit Assist (SEA)

Safe Exit Assist (SEA) warns you if there is a risk of collision with a vehicle approaching from behind when an occupant opens a door to exit the vehicle after coming to a stop. When the driver presses the Electronic Child Lock button to drop off a passenger in the rear seat, the electronic child lock remains locked to help prevent the door from opening if the risk of collision with a vehicle approaching from behind increases.

\* Advanced Driver Assistance Systems (ADAS) is designed to provide assistance with the operation of a vehicle, drivers must drive with caution at all times.  
\* Functions may not operate depending on the surroundings and driving conditions. Refer to the instruction manual for details.

With Hyundai SmartSense, safety is elevated to an entirely new level. This suite of intelligent features acts as your co-pilot, integrating advanced technology to protect you and your passengers. From alert systems that keep an eye on your surroundings to smart monitoring that anticipates potential risks, Hyundai SmartSense ensures you're always steps ahead.



**High Beam Assist (HBA)**

High Beam Assist (HBA) automatically adjusts the high beams by detecting ambient light and illuminance, such as a lamp of an oncoming vehicle or a preceding vehicle.



**Smart Cruise Control (SCC) with Intelligent Speed Limit Assist (ISLA)**

Smart Cruise Control (SCC) helps maintain distance from the front vehicle and drive at a speed set by the driver. Automatically stops when the front vehicle stops and starts automatically when the front vehicle departs within a short time.

\* Advanced Driver Assistance Systems (ADAS) is designed to provide assistance with the operation of a vehicle, drivers must drive with caution at all times.  
\* Functions may not operate depending on the surroundings and driving conditions. Refer to the instruction manual for details.



#### Lane Following Assist (LFA)

Lane Following Assist (LFA) helps center the vehicle in the lane.



#### Rear Cross-Traffic Collision-Avoidance Assist (RCCA)

Rear Cross-Traffic Collision-Avoidance Assist (RCCA) provides a warning if there is a risk of collision with an oncoming vehicle on the left or right side while reversing. After the warning, it automatically assists with emergency braking if the risk of collision increases.

\* Advanced Driver Assistance Systems (ADAS) is designed to provide assistance with the operation of a vehicle, drivers must drive with caution at all times.  
\* Functions may not operate depending on the surroundings and driving conditions. Refer to the instruction manual for details.

# Features



Seamless Horizon Lamp



Full LED Headlamps



Front Parking Sensors



Side Parking Sensors



Smart Entry with Welcome Lamps



19" Alloy Wheels



Panoramic Sunroof



Rear Parking Sensors



Rear Camera with Surround View



Smart Powered Trunk





**Multimedia Steering Wheel (Heated)**



**Column-Type Shift-By-Wire Transmission**



**Curved Dual 12.3" Displays**



**Android Auto & Apple CarPlay**



**Wireless Charging**



**8-Way Powered Driver Seat  
+ Lumbar Support**



**Full Auto Dual Zone Climate Control**



**Heated + Ventilated Front Seats**



**Heated Rear Seats + 60:40 Split**



**Powered Rear Windshield**

# Interior Colors



Dark gray monotone + red point (suede + nappa leather seats)

# Exterior Colors



Polar White




Silver Metallic



Hampton Grey




Magnetic Force



Phantom Black



Rain Forest



Oxford Blue



Fiery Red

# Specifications

Variant	N Line
<b>Dimensions</b>	
Body Type	D Segment - Sedan
Exterior L x W x H (mm)	4910 x 1860 x 1445
Wheelbase (mm)	2840
Ground Clearance (mm)	135
Kerb Weight (kg)	1675
Gross Vehicle Weight (kg)	2110
Minimum Turning Radius (m)	5.5
Number of Doors	4 doors
Seating Capacity	5 persons
Number of Seating Rows	2 rows
Luggage Compartment Capacity (Ltr)	480
<b>Engine</b>	
Fuel Type	Petrol
Emission Standard	Euro 5
Displacement (cc)	2497
Max Power (HP) / rpm	290/5,800
Max Torque N-m / rpm	422/4,000
Engine Type	Smartstream G2.5 T-GDi
Cylinders	In-Line 4-Cylinder
Compression Ratio	10:5:1



# Specifications

Variant		N Line
<b>Engine</b>		
Fuel System		T-GDi (Turbo Gasoline Direct Injection)
Intake System		Variable Intake System (VIS)
Fuel Tank Capacity (l)		60
<b>Drive Type &amp; Transmission</b>		
Drive		2WD
Transmission		8-Speed DCT (Wet-DCT)
Drive Mode Select		(Eco, Normal, Sport, My Drive (Smart & Sport +))
Manual Shift Mode		Paddle Shifters
<b>Wheel &amp; Tyre</b>		
Wheel & Tyre	Wheel Type	Alloy Wheel
	Wheel Size	19" Wheel
	Tyre Size	245/40 R19
Spare Tyre	Wheel & Tyre Size	Wheel-18" x 4.0J +30, Tyre-T135/80 R18 140M
	Wheel Type	Temporary space saver
<b>Suspension</b>		
Front		MacPherson Strut type
Rear		Multi-Link type
<b>Steering Wheel</b>		
Steering Wheel	Material	Perforated leather grips, Red stitching & N emblem
	Power Steering	○

# Specifications

Variant		N Line
Steering Wheel		
Steering Wheel	Heated	○
	Adjustment	○
TGS Knob		Column-Type Shift by Wire (SBW)
Air Bag		
Driver		○
Passenger		○
Front Side		○
Curtain		○
Brake		
Brake	Front	Ventilated disc
	Rear	Solid disc
Anti-Lock Braking System (ABS)		○
Electronic Brake-Force Distribution (EBD)		○
Brake Assist (BA)		○
Electronic Stability Control (ESC)		○

• The above values are results from internal testing and are subject to change after validation.  
• Some of the equipment illustrated or described in this catalog may not be supplied as standard equipment and may be available at extra cost.  
• Hyundai Nishat Motor (Private) Limited reserves the right to change specifications and equipment without prior notice.  
• The color palettes shown may vary slightly from the actual colors due to the limitations of the printing process.  
• Please consult your dealer for full information and availability on colors and trims.  
• The Advance Driving Assistance System (ADAS) can't replace safe driving practices, and drivers should always use good judgment. The effectiveness of these features can vary due to factors such as weather, road conditions, driver positioning, speed, and cleanliness. Remember ADAS is just an assistance system for drivers, not a self-driving feature.

\*Specifications may vary without prior notice  
\*\*Terms & Conditions Apply

# Specifications

Variant		N Line
<b>Brake</b>		
Hill-Start Assist Control (HAC)		○
Traction Control System (TC/TCS)		○
Parking Brake	Auto Brake hold	○
	Electronic Parking Brake (EPB)	○
<b>Locks &amp; Security</b>		
Door Locking	Central Door Locking	○ (D+P)
	Speed Sensing Door Lock	○
	Child Safety Lock	○
Smart Trunk Opener		○ (Powered)
Remote Boot-Lid Opener		○
Key Set	Keyless Entry	Smart Key
	Burglar Alarm	○
	Smart Entry + Push Start	○
Immobilizer		○
<b>Exterior</b>		
Front Air Curtains		○
Front Radiator Grille		Glossy Black (N Line dedicated design)

# Specifications

Variant		N Line
Exterior		
Bumper	Front	2 tone
	Rear	2 tone
Side Mirror	Finish	Glossy Black
	Electrically Adjustable	○
	Electrically Retractable	○
	Reverse Linked Mirrors	○
	Defogger	○
Mud Guard (Front & Rear)		○
Side Moulding		○
Side Skirt		Chrome
Rear Garnish		○
Rear Reflectors		○
Muffler Extension		○
Scuff Plate		○
Exhaust Pipe Finisher		Twin Dual Tip Exhaust

- The above values are results from internal testing and are subject to change after validation.
- Some of the equipment illustrated or described in this catalog may not be supplied as standard equipment and may be available at extra cost.
- Hyundai Nishat Motor (Private) Limited reserves the right to change specifications and equipment without prior notice.
- The color palettes shown may vary slightly from the actual colors due to the limitations of the printing process.
- Please consult your dealer for full information and availability on colors and trims.
- The Advance Driving Assistance System (ADAS) can't replace safe driving practices, and drivers should always use good judgment. The effectiveness of these features can vary due to factors such as weather, road conditions, driver positioning, speed, and cleanliness. Remember ADAS is just an assistance system for drivers, not a self-driving feature.

\*Specifications may vary without prior notice  
\*\*Terms & Conditions Apply



# Specifications

Variant		N Line
<b>Exterior</b>		
Spoiler		○
Front Splitter		○ (Piano Black)
<b>Door</b>		
Door Trim		Chrome
Map Pocket		○
Door Outside Handle		2 Tone (Black + Body)
Door Inside Handle		Chrome
Door Sash Blackout		Black + Silver Beltline
Power Window		Auto Up/Down & Safety (FR + RR)
<b>Roof</b>		
Inside Rear View Mirror		ECM
Sunvisor		Vanity Mirror with Illumination
Electric Roof		○ (Panoramic)
<b>Seat</b>		
Seat Upholstery		Suede + Nappa leather seats
Front Seat	Headrest	Up/Down (D+P)
	Seat Height Adjuster	Driver only

# Specifications

Variant		N Line
Seat		
Front Seat	Power Seat	○ Driver (8 way) + Passenger (4 way)
	Lumbar Support	Driver 2-way
	Ventilated Seat	○
	Heated Seat	○
	Centre Console Box	○
	Foot Rest	○
	Memory Seat	○
	Seat Back Pocket	○ (D+P)
Rear Seat	Headrest	Up/Down (LH/RH/CTR)
	Armrest with Cup Holder	○
	Rear Seat Reclining	60:40 Folding
	Heated Seat	○
	Rear USB charging	○
	Rear Door Side Curtain	○ (Manual)
	Rear Curtain	○ (Powered)

- The above values are results from internal testing and are subject to change after validation.
- Some of the equipment illustrated or described in this catalog may not be supplied as standard equipment and may be available at extra cost.
- Hyundai Nishat Motor (Private) Limited reserves the right to change specifications and equipment without prior notice.
- The color palettes shown may vary slightly from the actual colors due to the limitations of the printing process.
- Please consult your dealer for full information and availability on colors and trims.
- The Advance Driving Assistance System (ADAS) can't replace safe driving practices, and drivers should always use good judgment. The effectiveness of these features can vary due to factors such as weather, road conditions, driver positioning, speed, and cleanliness. Remember ADAS is just an assistance system for drivers, not a self-driving feature.

\*Specifications may vary without prior notice  
\*\*Terms & Conditions Apply

# Specifications

Variant		N Line
<b>Seat Belt</b>		
Seat Belt	Front	3 point ELR (with pretensioner & force limiter)
	Rear	3 point ELR (with pretensioner & force limiter)
ISOFIX Child Seat Anchors		○
<b>Lighting</b>		
Front	Head Lamp	LED
	Daytime Running Lamp (DRL)	LED
	Headlight Height Adjuster / Auto Leveling	Auto Light Control
	Headlight Delay	○
Rear	Rear Combination Lamp	Horizontal LED
	High Mount Stop Lamp	○
Cabin	Front Personal Lamp	LED
	Ambient Lighting	○
	Door Courtesy Lamp	LED
	Rear Reading Lamp	LED
<b>Instrument</b>		
Cluster Type		12.3" Colour TFT-LCD Panoramic Curved Full Screen Digital Display
Head-up Display (HUD)		10.0" color display

# Specifications

Variant		N Line
<b>Comfort &amp; Safety</b>		
Parking Sensor		Reverse / Forward / Side
Blind-Spot Detection (BSD) / Lane Watch		○
Auto Cruise Control		○ + Smart
Steering Wheel Switches		○ (Audio + MID + Voice Control + Cruise Control)
Trip Computer		○
Seat Belt Warning		○
Active Noise Control		○
Battery Charger		Wireless Charger + 180W outlet + 2x (Rear centre console - Type C)
<b>AVN</b>		
Audio	Android Auto / Apple CarPlay	○
	AM / FM Radio	○
	MP3	○
	Screen	12.3" Infotainment Panoramic Curved Display
	Floating Screen	○
Connectivity	USB / AUX	○

- The above values are results from internal testing and are subject to change after validation.
- Some of the equipment illustrated or described in this catalog may not be supplied as standard equipment and may be available at extra cost.
- Hyundai Nishat Motor (Private) Limited reserves the right to change specifications and equipment without prior notice.
- The color palettes shown may vary slightly from the actual colors due to the limitations of the printing process.
- Please consult your dealer for full information and availability on colors and trims.
- The Advance Driving Assistance System (ADAS) can't replace safe driving practices, and drivers should always use good judgment. The effectiveness of these features can vary due to factors such as weather, road conditions, driver positioning, speed, and cleanliness. Remember ADAS is just an assistance system for drivers, not a self-driving feature.

\*Specifications may vary without prior notice

\*\*Terms & Conditions Apply



# Specifications

Variant		N Line
<b>AVN</b>		
Connectivity	Bluetooth	○ w/ Voice Recognition
Camera	Rear View Camera	○ w/ PG-Dynamic
	360° Camera	○
	Front View Camera	○
Number of Speakers		Bose™ Premium Audio System - 12 Speakers with External Amplifier
Antenna		Shark Fin
<b>Heater &amp; Air Conditioner</b>		
Air Conditioner		Dual Zone Climate Control
Auto Defogger		○
Rear AC Ventilation		○
<b>Wiper</b>		
Rain-Sensing Wipers		○
<b>Hyundai SmartSense</b>		
Blind-Spot Collision-Avoidance Assist (BCA)		○
Blind-Spot View Monitor (BVM)		○
Driver Attention Warning (DAW)	Leading Vehicle Departure Alert	○

# Specifications

Variant		N Line
Hyundai SmartSense		
Forward Collision-Avoidance Assist (FCA 1.5)	Car/Powered two-wheeler/Pedestrian/Cyclist detection	○
	Direct Oncoming function (FCA - DO)	○
	Junction Turning function (FCA - JT)	○
High Beam Assist (HBA)		○
Intelligent Speed Limit Assist (ISLA)		○
Lane Following Assist (LFA)		○
Lane Keeping Assist - Line / Road-edge (LKA-L/R)		○
Parking Collision-Avoidance Assist - Reverse (PCA-R)		○
Rear Cross-Traffic Collision-Avoidance Assist (RCCA)		○
Rear Occupant Alert (ROA) - logic type		○
Safe Exit Assist (SEA)		○
Smart Cruise Control with Stop & Go		○
Emergency Stop Signal (ESS)		○
Parking Distance Warning - Forward/Side/Reverse (PDW-F/S/R) 6 sensors front/side & rear/side with cluster guidance display		○

- The above values are results from internal testing and are subject to change after validation.
- Some of the equipment illustrated or described in this catalog may not be supplied as standard equipment and may be available at extra cost.
- Hyundai Nishat Motor (Private) Limited reserves the right to change specifications and equipment without prior notice.
- The color palettes shown may vary slightly from the actual colors due to the limitations of the printing process.
- Please consult your dealer for full information and availability on colors and trims.
- The Advance Driving Assistance System (ADAS) can't replace safe driving practices, and drivers should always use good judgment. The effectiveness of these features can vary due to factors such as weather, road conditions, driver positioning, speed, and cleanliness. Remember ADAS is just an assistance system for drivers, not a self-driving feature.

\*Specifications may vary without prior notice

\*\*Terms & Conditions Apply

# Specifications

Variant		N Line
<b>Hyundai SmartSense</b>		
Surround View Monitor (SVM) camera	3D Surround View function	○
	Front view, rear view, front/rear side view	○
	Top-down view w/ car wash entering mode	○
	Front/Rear wide view function w/ image view on command	○
Surround View Monitor (SVM) camera	Parking Distance Warning - Forward/Side/Reverse (PDW-F/S/R) w/ dynamic guidelines & contour guidance	○
Steering wheel with Haptic feedback - SmartSense™ functions		○
Tyre Pressure Monitoring System (TPMS) - individual tyre pressure readout		○



Overall Width (mm)

1,860



Wheel Base (mm)

2,840

Overall Length (mm)

4,910

Overall Height (mm)

1,445



**4** YEAR  
**100,000 km**  
Warranty Coverage

\*Whichever comes first  
ms and conditions apply

Dealer Stamp

**Hyundai Nishat Motor (Private) Limited**

1-B, Aziz Avenue, Canal Bank Road, Gulberg V, Lahore

☎ Phone: +92-42-111 111 466, 🌐 [www.hyundai-nishat.com](http://www.hyundai-nishat.com)

✉ [info@hyundai-nishat.com](mailto:info@hyundai-nishat.com)



The new SONATA N Line  
Highlights